


# NECK AND SHOULDER FOAM RELAXER

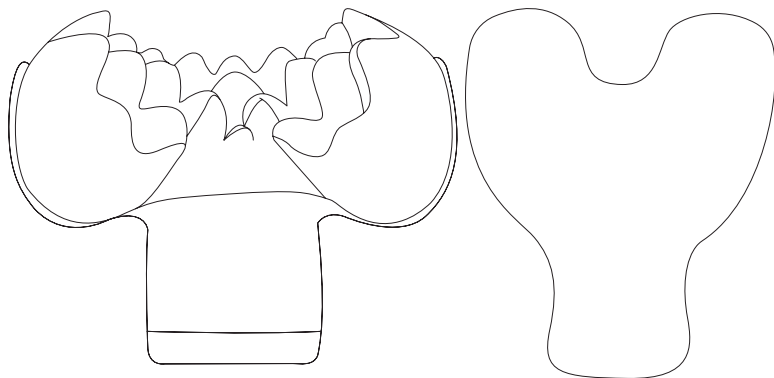
User Manual

RHB1O42BLK



## WHAT'S INCLUDED

- Neck foam support
- Removable cover



## HOW TO PUT COVER ON

### Step 1:

Open zipper and insert bottom base into cover first.

### Step 2:


Stretch cover over foam and back plastic piece. Adjust as necessary, close zipper.

## HOW TO USE

Use while laying down on floor



Use while seating on a chair



## CARE

- Machine wash in cold water. Wash with like colors
- Air Dry
- Do NOT machine dry
- Plastic Base and Foam can be cleaned spot dry with rag